



2014 ISAAA Report on Global Status of Biotech/GM Crops

**by
Dr. Clive James
Founder and Emeritus Chair, ISAAA**

**International Service for the Acquisition
Of Agri-biotech Applications (ISAAA)**

<http://www.isaaa.org>

ISAAA



US registered, Not-for-Profit Charity, co-sponsored by public and private sector organizations

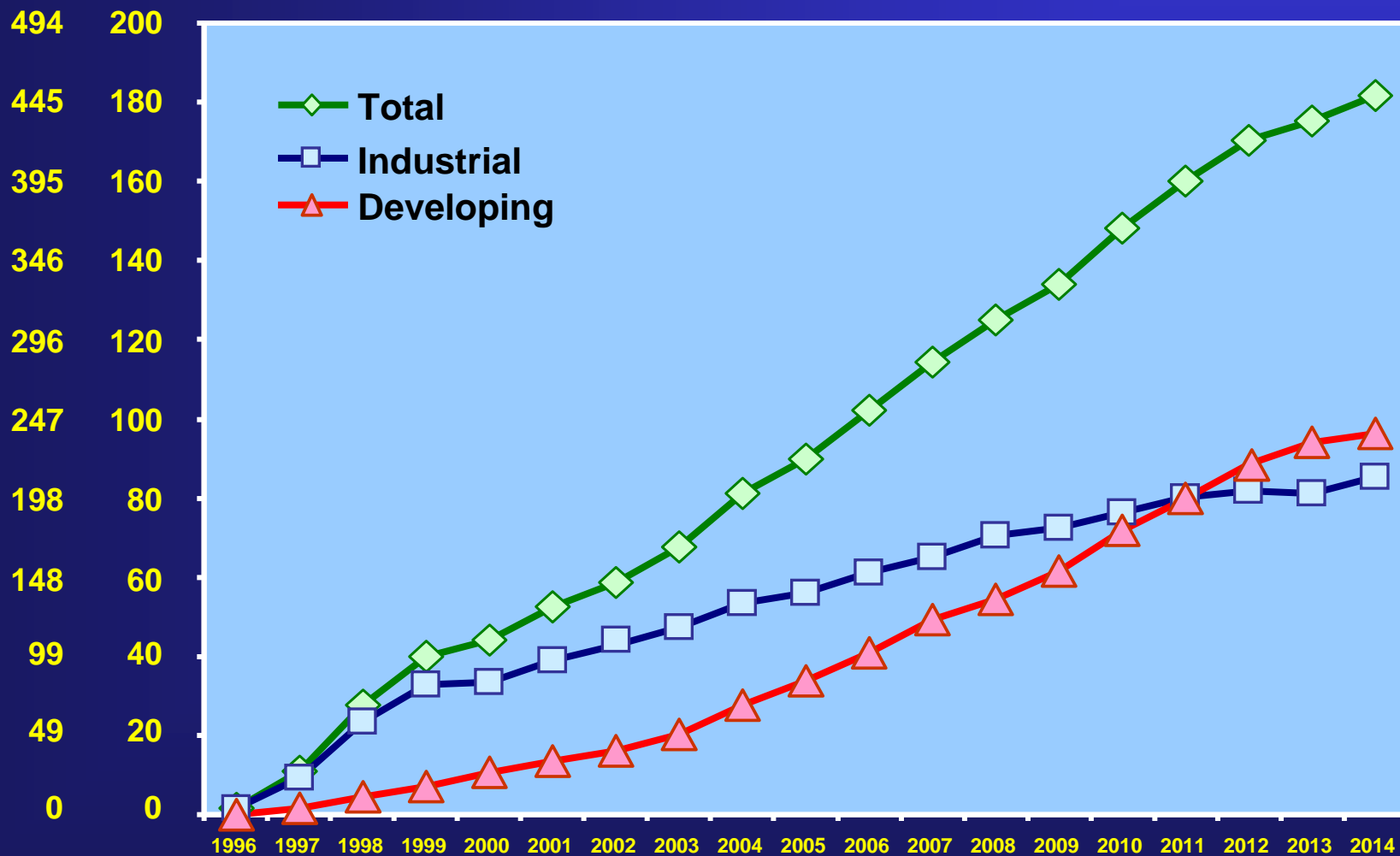
Mission of ISAAA:

- **Share knowledge on crop biotechnology** so that the global community is more well informed about the attributes and potential of the new technologies
- **Contribute to poverty alleviation by increasing crop productivity and income generation**, particularly for resource-poor farmers, and to bring about a safer environment and more sustainable agricultural development, through crop biotechnology.
- **For more information, visit <http://www.isaaa.org>**

Global Area of Biotech Crops, 1996 to 2014: Industrial and Developing Countries (M Has, M Acres)



M Acres

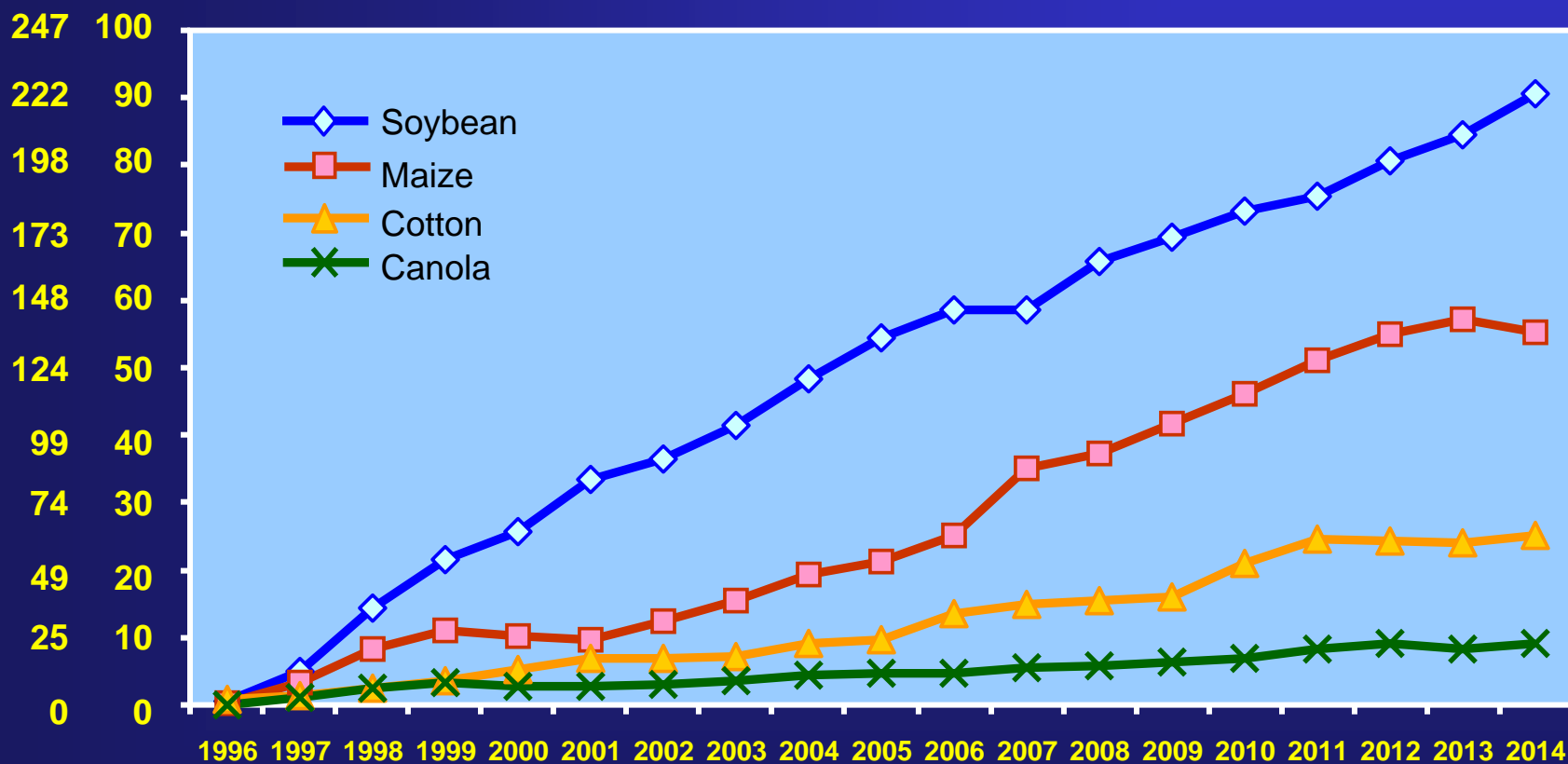


Source: Clive James, 2014

Global Area of Biotech Crops, 1996 to 2014: By Crop (Million Hectares, Million Acres)



M Acres



Source: Clive James, 2014

Global Area of Biotech Crops, 1996 to 2014: By Trait (Million Hectares, Million Acres)



M Acres

297 120

247 100

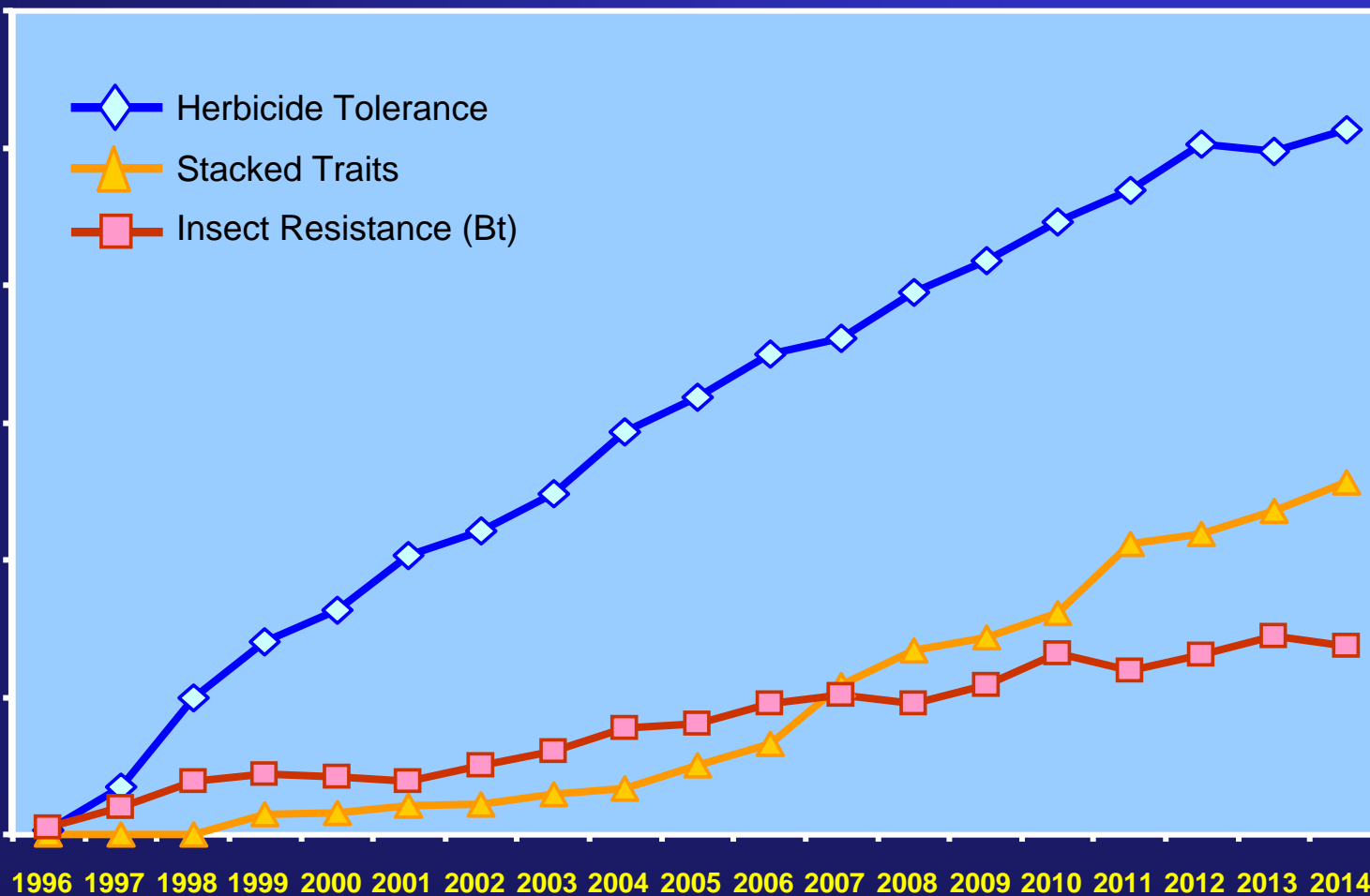
198 80

148 60

99 40

49 20

0 0

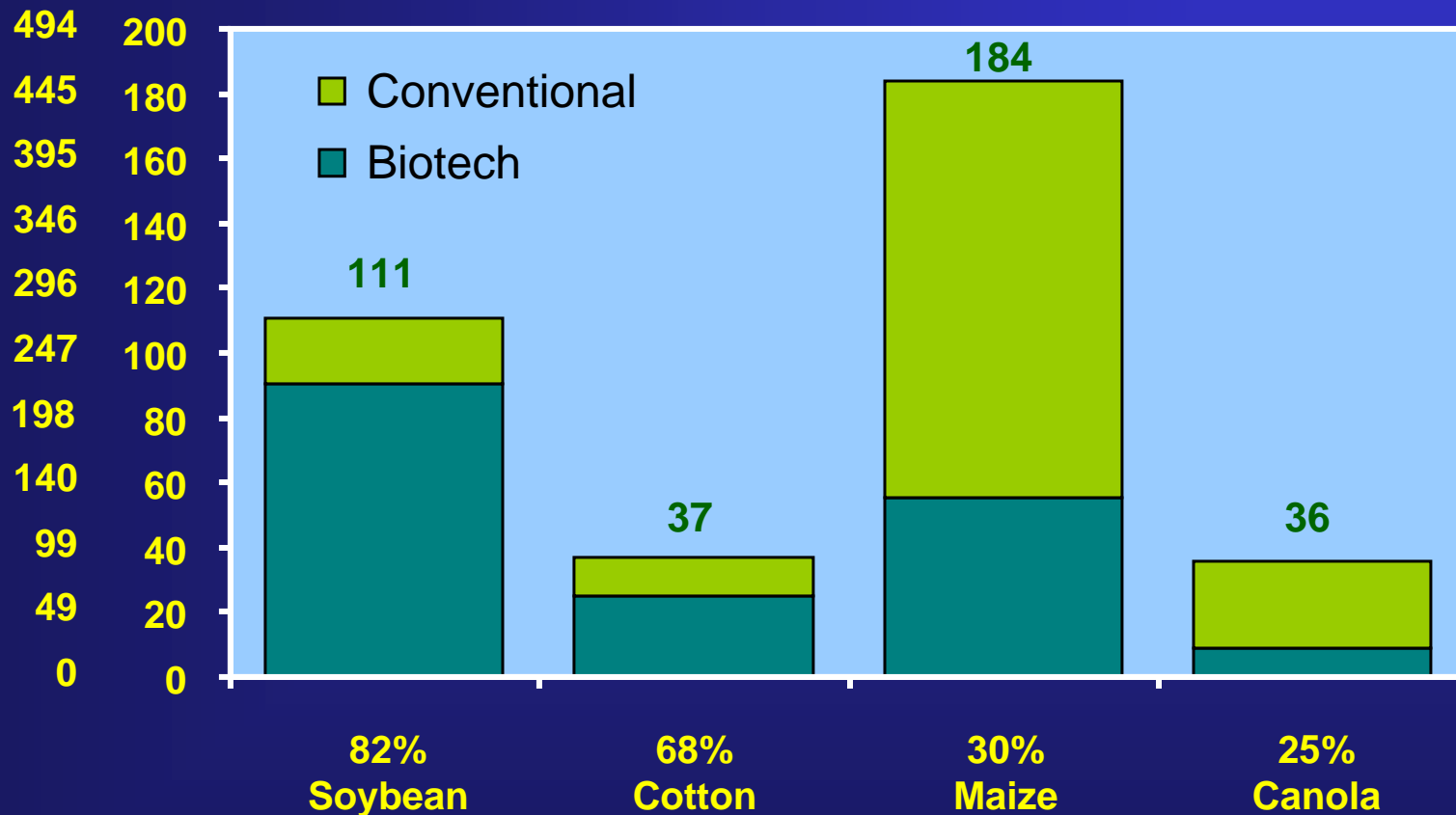


Source: Clive James, 2014

Global Adoption Rates (%) for Principal Biotech Crops (Million Hectares, Million Acres), 2014



M Acres

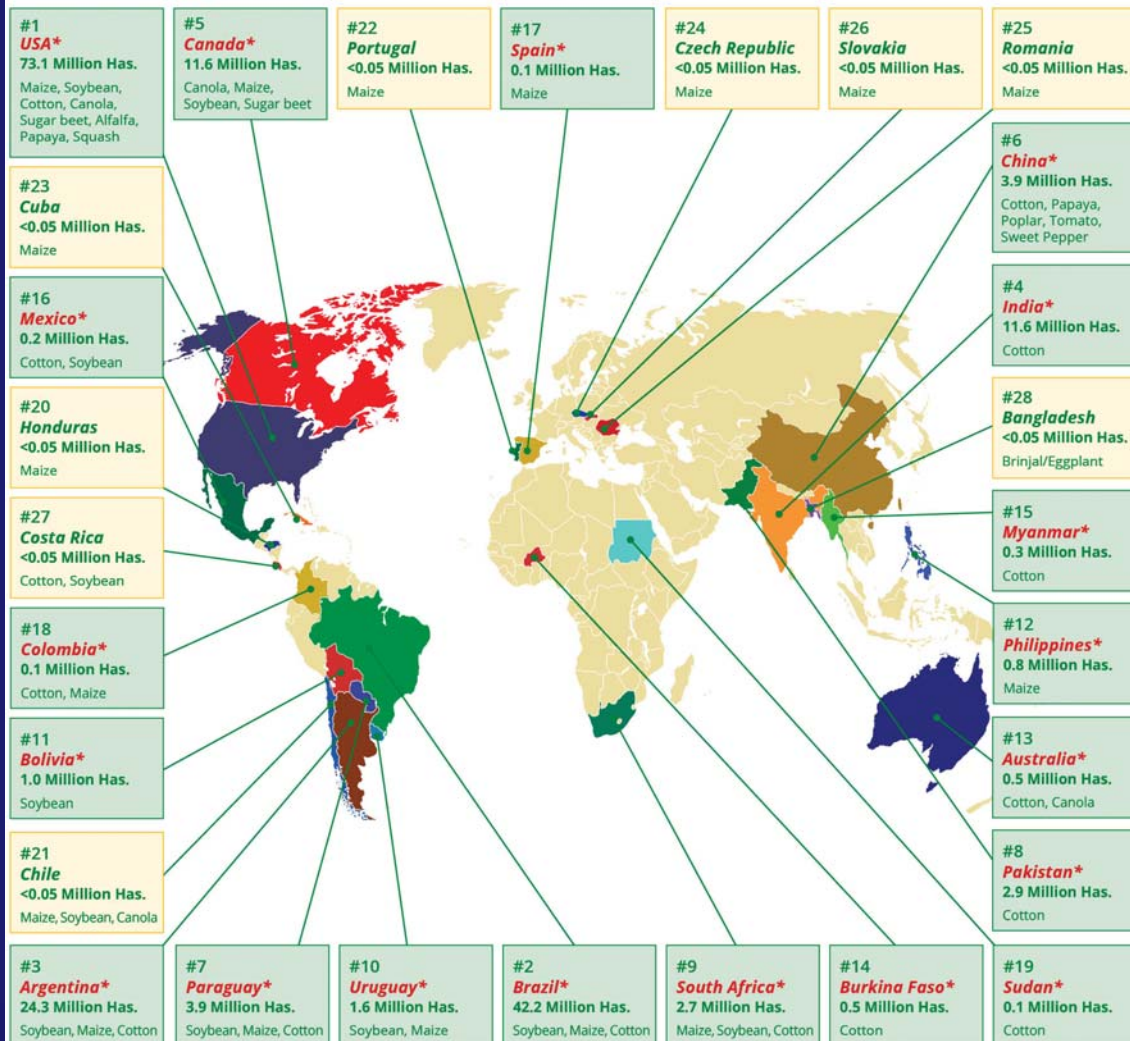


Source: Clive James, 2014
 Hectarage based on FAO Preliminary Data for 2012.

Biotech Crop Countries and Mega-Countries*, 2014



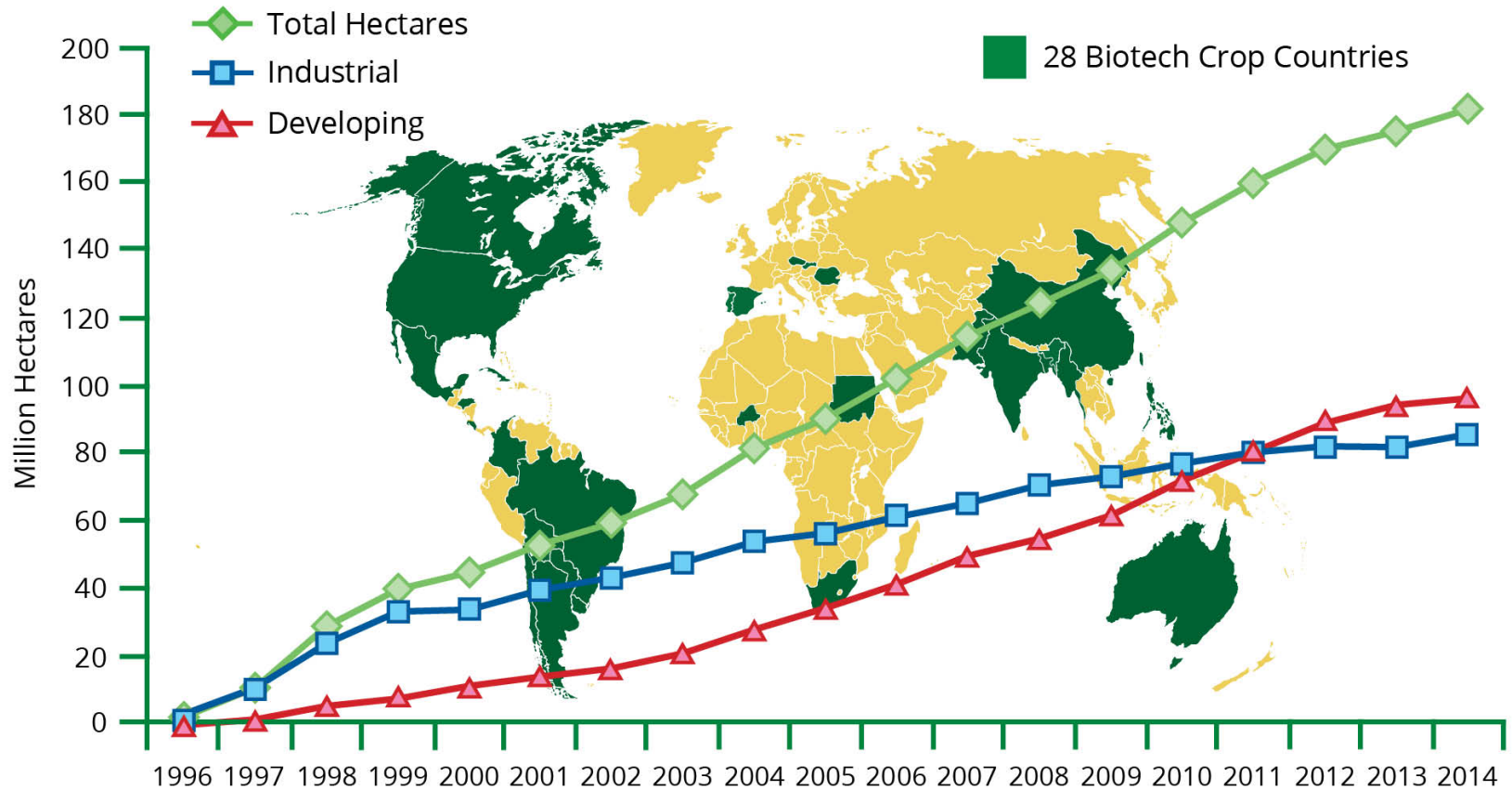
Biotech Crop Countries and Mega-Countries*, 2014



*19 biotech mega-countries growing 50,000 hectares, or more, of biotech crops.

Source: Clive James, 2014.

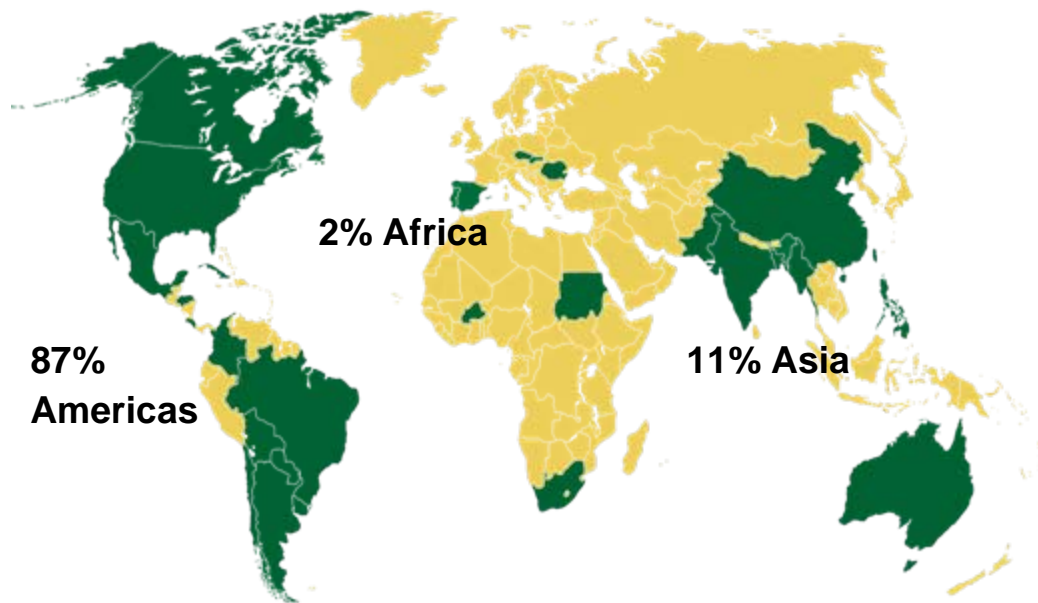
GLOBAL AREA OF BIOTECH CROPS Million Hectares (1996-2014)



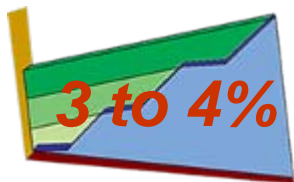
A record 18 million farmers, in 28 countries, planted 181.5 million hectares (448 million acres) in 2014, a sustained increase of 3 to 4% or 6.3 million hectares (~16 million acres) over 2013.

Source: Clive James, 2014.

Global Area (Million Hectares) of Biotech Crops, 2014: by Country



Increase over 2013



 28 countries which have adopted biotech crops

In 2014, global area of biotech crops was 181.5 million hectares, representing an increase of 3 to 4% over 2013, equivalent to 6.3 million hectares.

Source: Clive James, 2014.

Biotech Mega Countries

50,000 hectares (125,000 acres), or more

	Million Hectares
1. USA	73.1
2. <i>Brazil*</i>	42.2
3. <i>Argentina*</i>	24.3
4. <i>India*</i>	11.6
5. Canada	11.6
6. <i>China*</i>	3.9
7. <i>Paraguay*</i>	3.9
8. <i>Pakistan*</i>	2.9
9. <i>South Africa*</i>	2.7
10. <i>Uruguay*</i>	1.6
11. <i>Bolivia*</i>	1.0
12. <i>Philippines*</i>	0.8
13. Australia	0.5
14. <i>Burkina Faso*</i>	0.5
15. <i>Myanmar*</i>	0.3
16. <i>Mexico*</i>	0.2
17. Spain	0.1
18. <i>Colombia*</i>	0.1
19. <i>Sudan*</i>	0.1

Less than 50,000 hectares

<i>Honduras*</i>	Romania
<i>Chile*</i>	Slovakia
Portugal	<i>Costa Rica*</i>
<i>Cuba*</i>	<i>Bangladesh*</i>
Czech Republic	

* *Developing countries*